



District Report Card: 2017


State: Andhra Pradesh	District: Prakasam
Class: 5	Subject: Language
Schools: 61	Students: 971


Participation/Coverage


Students

<div>GENDER</div> <div></div>	Boys		Girls	
	Number	%	Number	%
	403	41.50	568	58.50

<div>AREA</div> <div></div>	Rural		Urban	
	Number	%	Number	%
	840	86.51	131	13.49

<div>CATEGORY</div> <div></div>	SC		ST		OBC		GEN	
	Number	%	Number	%	Number	%	Number	%
	381	39.24	91	9.37	374	38.52	125	12.87

<div>CWSN</div> <div></div>	LD	VI	HI	S&LD	ID	Oth
	3	0	2	1	2	12

<div>Management</div> <div></div>	Government		Government-aided	
	Number	%	Number	%
	838	86.30	133	13.70

Average Performance of Students in Language (%)

Overall	Gender		Area		Management		Social Group			
	Male	Female	Rural	Urban	Govt.	Aided	SC	ST	OBC	GEN
69.02	74.99	64.79	68.83	70.28	67.86	76.34	65.46	74.87	70.29	71.84

Performance on Learning Outcomes (LOs)

Learning Outcomes	Description	Average Performance(%)
L504	Reads and comprehends independently storybooks, news items/ headlines, advertisements etc.	66.80
L508	Reads text with comprehension, locates details and sequence of events	70.13

Range of Performance of Students who Answered Correctly							
Below 30%		30% - 50%		50% - 75%		Above 75%	
Number	%	Number	%	Number	%	Number	%
99	10.20	129	13.29	270	27.81	473	48.71

Lowest Performing Learning Outcomes (LOs)

- 1 - Reads and comprehends independently storybooks, news items/ headlines, advertisements etc. (66.80)
- 2 - Reads text with comprehension, locates details and sequence of events (70.13)